ZAXDRIV

All data as of 12/31/2020

Zacks INDEX SERVICES
A Division of Zacks Investment Management

Zacks Autonomous Vehicle Index

DESCRIPTION:

The Zacks Autonomous Vehicle Index is a global index that is designed to capture exposure of publicly-traded companies that are involved in research and development, manufacturing, and supporting self-driving cars. The Index includes: vehicle manufacturers that are actively engaging in researching, testing, and producing autonomous vehicles; companies that develop and produce hardware such as key parts, original equipment manufacturers, and components for autonomous vehicle; and, companies that provide technology support such as safety, maps, intelligence assistance, autonomy, and infrastructure network. The index constituent selection methodology utilizes a proprietary methodology that identifies securities that offer the greatest potential to outperform on both an absolute and risk-adjusted basis.

Hypothetical Growth of $10,000 Invested in Zacks Autonomous Vehicle Index and the S-Network Global Auto Index

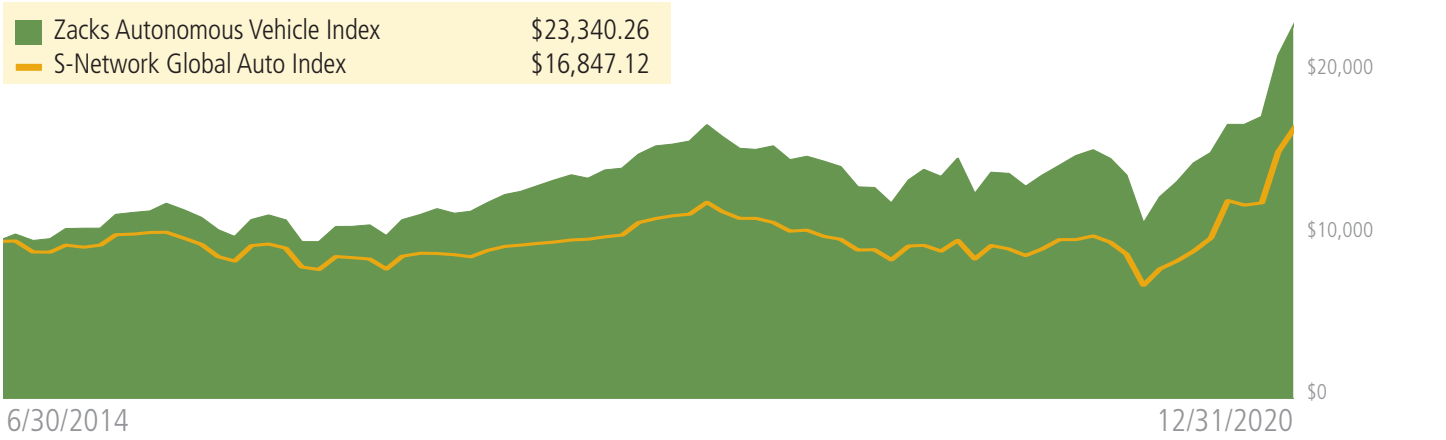

The chart illustrates the performance of a hypothetical $10,000 investment made in the Zacks Autonomous Vehicle Index and the S-Network Global Auto Index as of the market close on 6/30/2014. This assumes reinvestment of dividends and capital gains, and does not reflect the effect of any applicable sales charges. This chart does not imply any future performance. You cannot invest directly in the Index.

Performance as of 12/31/2020

	1 Month	3 Month (Cumulative)	YTD (as of 12/31/20)	1 Year (Annualized)	3 Year (Annualized)	5 Year (Annualized)	Since Inception (Annualized)	Since Inception (Cumulative)
Zacks Autonomous Vehicle Index	9.83%	37.44%	51.50%	51.50%	13.55%	N.A.	13.93%	133.40%
S-Network Global Auto Index	10.25%	40.73%	67.32%	67.32%	13.87%	N.A.	8.36%	68.47%

	2020	2019	2018	2017	2016	2015	2014*
Zacks Autonomous Vehicle Index	51.50%	27.38%	-24.14%	31.43%	9.63%	4.94%	5.44%
S-Network Global Auto Index	67.32%	17.25%	-24.74%	24.54%	-1.61%	-0.59%	-6.33%

*Inception date of the Index is 6/30/2014

ZAXDRIV

Zacks Autonomous Vehicle Index

All data as of 12/31/2020

Index Construction

1. Select issues trading on major global exchanges. OTC securities are ineligible.
2. The three month average daily trading value (daily price multiplied by daily volume) should be greater than 400,000 USD (monthly closing price * 3-month average trading volume).
3. Market capitalization should be greater than 400 million USD with the month-end price greater than $1.
4. The universe is divided into the following sleeves: Auto Parts Producers: engaged in research, developing and producing parts for autonomous vehicles; Manufacturers: involved in investing, research, testing and manufacturing self-driving cars; and Technology: engaged in providing the support such as high-precision mapping, autonomy, and safety and intelligence assistance.
5. The Index is equal sleeve equal within sleeve weighted.
6. The Index is reconstituted/rebalanced semi-annually at the end of June and December.

Market Capitalization

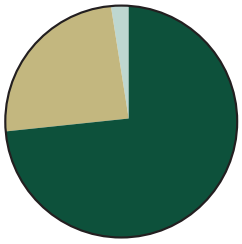

Large-Cap	73.40%
Mid-Cap	24.29%
Small-Cap	2.31%

Weight by Country

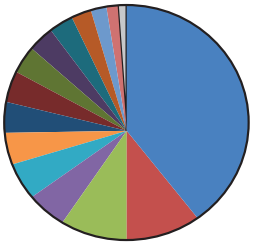

United States	39.50%
Japan	10.72%
Germany	9.26%
China	5.80%
Sweden	5.07%
France	4.44%
South Korea	4.30%
India	4.15%
Britain	3.50%
Canada	3.37%
Netherlands	3.07%
Ireland	2.55%
Switzerland	1.81%
Hong Kong	1.55%
Russia	0.93%

Top 10 Index Holdings

Company Name	Ticker	Weight
PLUG POWER INC	PLUG US	6.31%
VEONEER INC	IIVI US	3.04%
VISTEON CORP	TSLA US	2.80%
CNH INDUSTRIAL NV	ROG US	2.79%
HCL TECHNOLOGIES LTD	6902 JP	2.71%
APTIV PLC	1211 HK	2.55%
MAGNA INTERNATIONAL INC	DLPH US	2.46%
BYD CO LTD-H	WBC US	2.42%
CONTINENTAL AG	LEA US	2.39%
DENSO CORP	MGA US	2.36%

* Index holdings and sector allocations are subject to change and are not recommendations to buy or sell any security

Index Characteristics

Number of Positions	75
Largest Market Capitalization	$2,255,969.11 million
Smallest Market Capitalization	$1,365.75 million
Weighted Avg Market Capitalization	$101,890.46 million
Divident Yield	1.02%
Beta Vs. S-Network Global Auto TR	0.89
Correlation Vs. S-Network Global Auto TR	0.91

Disclosure:

ZAXDRIV Index (inception 6/20/2014) is comprised of 65 stocks selected, based on investment and other criteria, from a universe of all domestic U.S. common stocks whose market capitalization is more than $400 million. The constituents are selected using a proprietary, quantitative rules-based methodology developed by Zacks Investment Management. You cannot invest directly in an Index. The volatility of the Index may be materially different from the individual performance obtained by a specific investor.

Past performance is no guarantee of future results. All investments involve risk including the loss of principal. The returns provided for each Zacks Index include hypothetical, back-tested data for periods prior to when the Index came to be in live production. Hypothetical returns for Zacks Indexes prior to the live production date are calculated using the same Zacks methodology; however, there are frequently significant differences between hypothetical performance results subsequently achieved by following a particular strategy. One of the limitations of hypothetical performance results is that they are prepared with the benefit of hindsight. In addition, hypothetical trading does not involve financial risk, and no hypothetical investment record can completely account for the impact of risks associated with actual investing. There are numerous other factors related to the markets in general or to the implementation of any specific investment strategy which cannot be fully accounted for in the preparation of hypothetical performance results and all of which can adversely affect actual trading results. The hypothetical performance results include the reinvestment of all dividends, interest, and capital gains.